


Superior–Greenstone District School Board

Grants for Student Needs Overview
Based on 2012–2013
Revised Estimates

Funding Rules

- ▶ Funding for special education must be used for special education purposes only.
 - ▶ Funding for new schools, additions and major repairs to schools must be used for their stated purpose.
 - ▶ Boards must not spend more on administration and governance than what the model provides.
 - ▶ Boards must have a balanced budget, as determined by Ministry calculation.
- 

Average Daily Enrolment

1,573.89

(Elementary 753.50, Secondary 820.39)

- ▶ Enrolment is counted on October and March 31st
- ▶ Students in kindergarten are funded at 0.50 whether they attend all day or not
- ▶ Grade 1 to 8 students are counted as 1.0
- ▶ Grades 9 to 12 are counted based on the number of credits taken with 3 or more being full time

Enrolment of the Board

▶ Pupils of the Board	
▶ Elementary	730.00
▶ Secondary	694.13
▶ Other Pupils	
▶ Elementary	23.50
▶ Secondary	126.26
Subtotal	1,573.89
▶ Pupils 21 years of age and Over	
▶ Pupils of the Board	15.63
▶ Other Pupils	1.00
▶ Total Student Population	1,590.52

Grants for Student Needs

- ▶ Consists of
 - A. Foundation Allocations
 - B. Special Purpose Allocations
 - including grants for school operations


A. Foundation Allocation

- ▶ Supports the components of a classroom education that are generally common to all students and to all boards
- ▶ Per Pupil Allocation
- ▶ \$10,103,000 or 36% of operating allocation.

Foundation Allocation supports:

- ▶ Teachers
- ▶ Supply Teachers
- ▶ Teacher Assistants
- ▶ Classroom Computers
- ▶ Library Services
- ▶ Guidance Services
- ▶ Classroom Services
- ▶ Professionals and Paraprofessionals
- ▶ School Administration

B. Special Purpose Allocation

- ▶ In addition to the Foundation Grant, all school boards receive special purpose grants.
 - ▶ There are twelve special purpose grants.
 - ▶ They provide additional funding to meet students' differing needs.
 - ▶ These grants vary from board to board
- 

Summary of Allocations

▶ Pupil Foundation	\$ 7,564,000
▶ School Foundation	\$ 2,539,000
▶ Special Education	\$ 2,266,000
▶ Language	\$ 128,000
▶ Geographic – Supported Schools	\$ 3,764,000
▶ Geographic – Remote & Rural	\$ 1,794,000
▶ Learning Opportunity	\$ 792,000
▶ Adult education	\$ 50,000

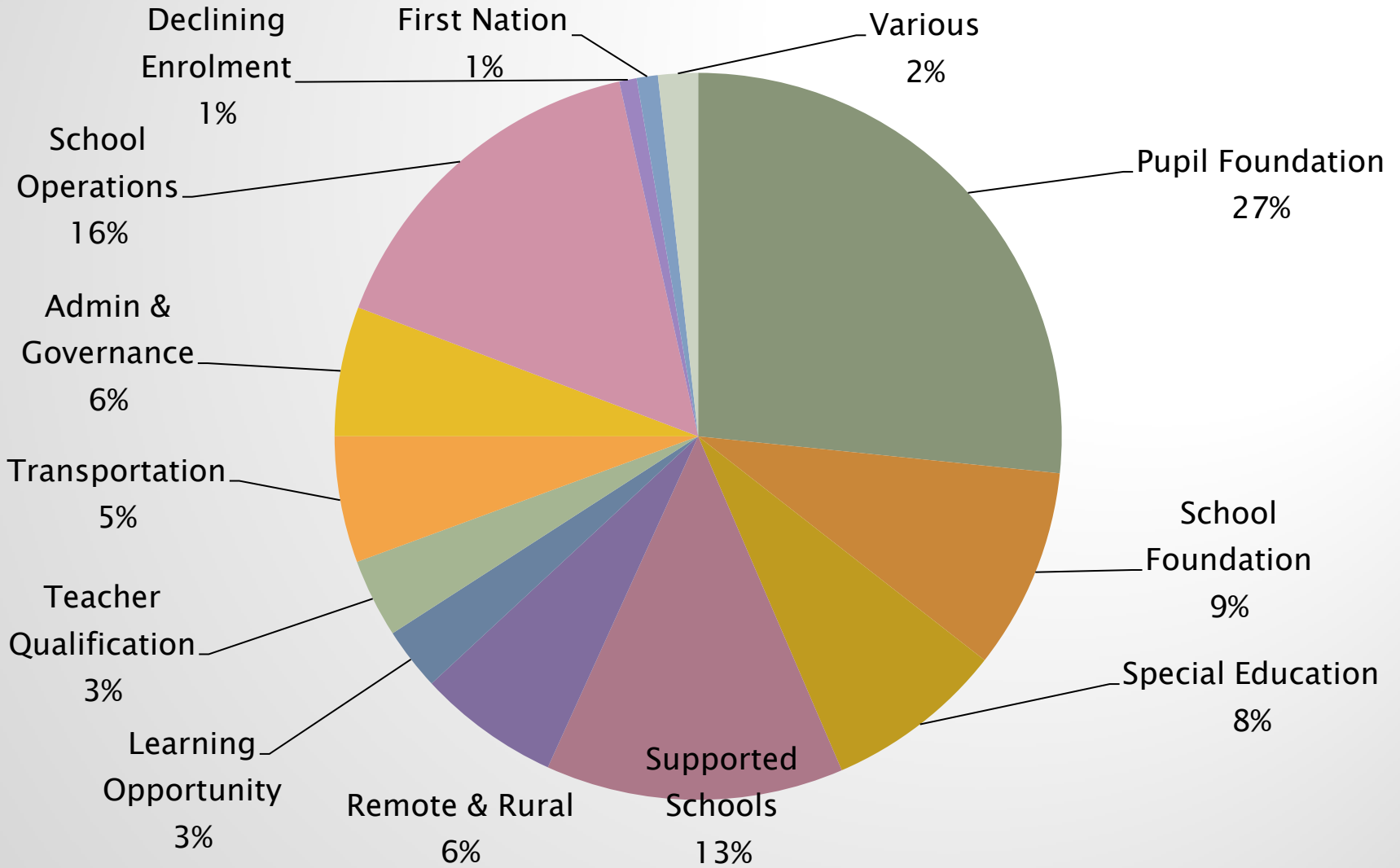
Summary of Allocations

▶ Teacher Qualification	\$	994,000
▶ Safe Schools	\$	84,000
▶ Transportation	\$	1,597,000
▶ Administration & Governance	\$	1,637,000
▶ School Operations	\$	4,474,000
▶ Declining Enrolment	\$	220,000
▶ First Nation	\$	267,000
▶ Various	\$	241,000

Summary of Allocations

▶ Total Operating Allocations \$28,411,000

Grant Allocations - 2012/13 Revised Estimates



Grants Aimed at Teacher Staffing

The following allocations support teacher staffing:

- A. A portion of the Pupil Foundation allocation
- B. Teacher Qualification & Experience allocation
- C. Supported Schools allocation

A. Pupil Foundation – secondary

(\$ / ADE) from 12/13 Estimates

From Estimates:		Re staffing
Classroom Teacher	3,461.25	*
Student Success Teacher/Prep Time	1,230.65	*
Secondary Programming	109.66	*
Librarian	89.35	
Guidance	211.20	*
Classroom Consultants	51.33	
Supply Teacher	98.67	
Professional/Para-professional Supports	155.23	
Department Head	46.80	*
Textbooks/Learning Materials	92.29	
Classroom Supplies	188.87	
Computers	45.03	
TOTAL Secondary Per Pupil Amount	\$5,774.33	

A. Pupil Foundation – Staffing portion:

Classroom Teacher	3,461.25
Student Success Teacher/Prep Time	1,230.65
Secondary Programming	109.66
Guidance	211.20
Department Head	46.80
Secondary Per Pupil Amount re: teacher staffing	\$5,059.56

B. Teacher Qualification & Experience

- ▶ This grant provides funding to boards with teachers who, because of their qualifications and experience, have salaries above the benchmark level used in the Pupil Foundation Grant
- ▶ Provincial benchmark for secondary is \$72,879 for salary in 2012/13 (per Estimates)

B. Teacher Qualification & Experience

Secondary per pupil allocation for Q & E:

For grid placement of staff assumed to be in place for Estimates, this equates to \$831.13 per pupil.

$$\left(\text{Sum of} \left[\frac{\text{Secondary teachers on board's regular grid} \times \text{Instructional Salary Matrix}}{\text{Number of secondary teachers on board's regular grid distribution}} \right] - 1 \right) \times \text{Secondary Q \& E benchmark } (\$5,102.11) \times \text{Secondary ADE}$$

C. Supported Schools

- ▶ Provides additional funding for teaching staff to improve the viability of low-enrolment schools that are far from other schools
- ▶ Per the Ministry, funding is provided so that supported secondary schools with 50 or more students generate funding for a minimum of 14 teachers
- ▶ **IMPORTANT** – this is 14 teachers as calculated using a Ministry salary and benefit benchmark of \$81,231 (per Estimates)